

6651170-3 ✓ ACTIVE

## CROWN EDGE

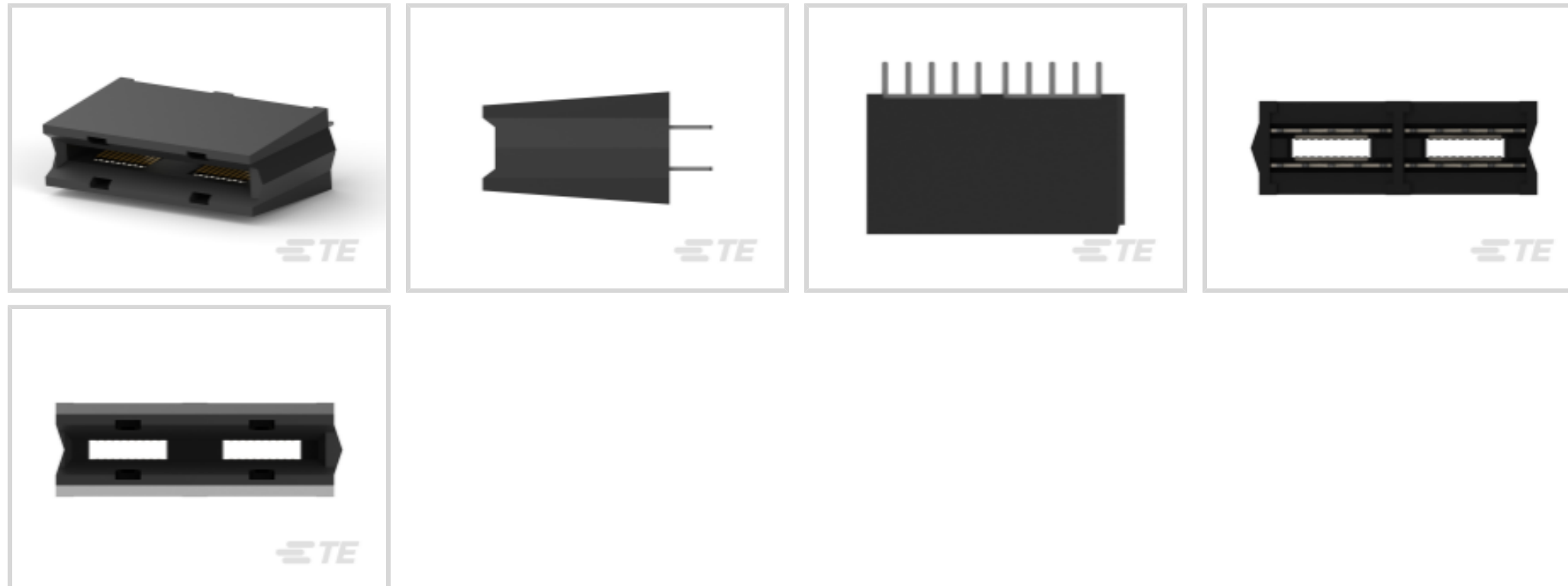
TE Internal #: 6651170-3

Card Edge Power Connectors, Board-to-Board, 4 Position, .098 in [2.5 mm] Centerline, Printed Circuit Board, Power, 4 Power Positions, CROWN EDGE

[View on TE.com >](#)



Connectors > PCB Connectors > Card Edge Connectors > Card Edge Power Connectors



Connector System: **Board-to-Board**

Number of Positions: **4**

Centerline (Pitch): **2.5 mm [ .098 in ]**

Connector & Contact Terminates To: **Printed Circuit Board**

Contact Current Rating (Max): **3 A, 35 A**

## Features

### Product Type Features

Housing Type	Receptacle
Product Type	Connector Assembly
Connector System	Board-to-Board
Connector & Contact Terminates To	Printed Circuit Board

### Configuration Features

PCB Mount Orientation	Vertical
Number of Positions	4
Number of Power Positions	4
Number of Signal Positions	0
Number of Dual Positions	2

### Electrical Characteristics

Operating Voltage	250 V
-------------------	-------

### Contact Features

Contact Termination Area Plating Finish	Matte
---	-------



Power Contact Base Material	Phosphor Bronze Alloy
Power Contact Plating Material	Select Gold
Contact Mating Area Plating Material Thickness	.76 $\mu\text{m}$ [30 $\mu\text{in}$ ]
Contact Base Material	Phosphor Bronze
Contact Current Rating (Max)	3 A, 35 A
Contact Mating Area Plating Material	Gold
Contact Termination Area Plating Material	Tin
Contact Termination Area Plating Thickness	100 $\mu\text{in}$

### Termination Features

Termination Post & Tail Length	3.56 mm, 5.08 mm[.14 in]
Termination Method to Printed Circuit Board	Through Hole - Solder

### Mechanical Attachment

Connector Mounting Type	Board Mount
-------------------------	-------------

### Housing Features

Centerline (Pitch)	2.5 mm[.098 in]
Housing Color	Black
Housing Material	Thermoplastic

### Dimensions

	.508 in
PCB Thickness (Recommended)	1.6 mm[.063 in]
Module Length	26.8 mm[1.055 in]
Height	15 mm

### Usage Conditions

Operating Temperature Range	-55 – 105 $^{\circ}\text{C}$ [-67 – 221 $^{\circ}\text{F}$ ]
-----------------------------	--

### Operation/Application

Circuit Application	Power
---------------------	-------

### Industry Standards

UL Flammability Rating	UL 94V-0
------------------------	----------

### Packaging Features

Packaging Quantity	192
--------------------	-----

## Product Compliance

[For compliance documentation, visit the product page on TE.com>](#)

EU RoHS Directive 2011/65/EU	Compliant
EU ELV Directive 2000/53/EC	Compliant
China RoHS 2 Directive MIIT Order No 32, 2016	No Restricted Materials Above Threshold
EU REACH Regulation (EC) No. 1907/2006	Current ECHA Candidate List: JUNE 2022 (224) Candidate List Declared Against: JUNE 2022 (224) Does not contain REACH SVHC
Halogen Content	Not Low Halogen - contains Br or Cl > 900 ppm.
Solder Process Capability	Wave solder capable to 265°C

### Product Compliance Disclaimer

This information is provided based on reasonable inquiry of our suppliers and represents our current actual knowledge based on the information they provided. This information is subject to change. The part numbers that TE has identified as EU RoHS compliant have a maximum concentration of 0.1% by weight in homogenous materials for lead, hexavalent chromium, mercury, PBB, PBDE, DBP, BBP, DEHP, DIBP, and 0.01% for cadmium, or qualify for an exemption to these limits as defined in the Annexes of Directive 2011/65/EU (RoHS2). Finished electrical and electronic equipment products will be CE marked as required by Directive 2011/65/EU. Components may not be CE marked. Additionally, the part numbers that TE has identified as EU ELV compliant have a maximum concentration of 0.1% by weight in homogenous materials for lead, hexavalent chromium, and mercury, and 0.01% for cadmium, or qualify for an exemption to these limits as defined in the Annexes of Directive 2000/53/EC (ELV). Regarding the REACH Regulation, the information TE provides on SVHC in articles for this part number is based on the latest European Chemicals Agency (ECHA) 'Guidance on requirements for substances in articles' posted at this URL: <https://echa.europa.eu/guidance-documents/guidance-on-reach>


## Compatible Parts




Also in the Series | **CROWN EDGE**



Card Edge Power Connectors(37)



Power Contacts(1)



Standard Edge Connectors(2)

## Documents

### Product Drawings

[285-0102-12100=CONN,SKT,SLDR](#)

English

### CAD Files

[3D PDF](#)

3D

Customer View Model

[ENG\\_CVM\\_CVM\\_6651170-3\\_B.2d\\_dxf.zip](#)

English

Customer View Model

[ENG\\_CVM\\_CVM\\_6651170-3\\_B.3d\\_igs.zip](#)

English

Customer View Model

[ENG\\_CVM\\_CVM\\_6651170-3\\_B.3d\\_stp.zip](#)

English

By downloading the CAD file I accept and agree to the [Terms and Conditions](#) of use.

### Datasheets & Catalog Pages

[POWER\\_CONNECTORS\\_CATALOG\\_SEC03\\_CARD\\_EDGE](#)

English

### Product Specifications

[Application Specification](#)

English